



INCIDENT COMMAND POST

COVID-19 PANDEMIC MANAGEMENT DASHBOARD

March 2020 – November 2022

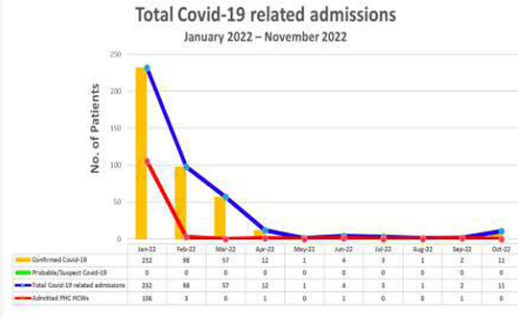
January 2022 – November 2022

TOTAL PATIENT ADMISSIONS
26,093

TOTAL NON COVID-19 ADMISSIONS
23,468 (89.9%)

TOTAL COVID-19 RELATED ADMISSIONS
2,625 (10.1%)

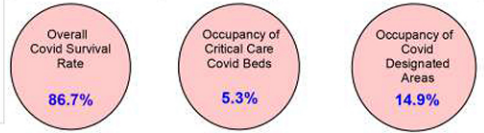
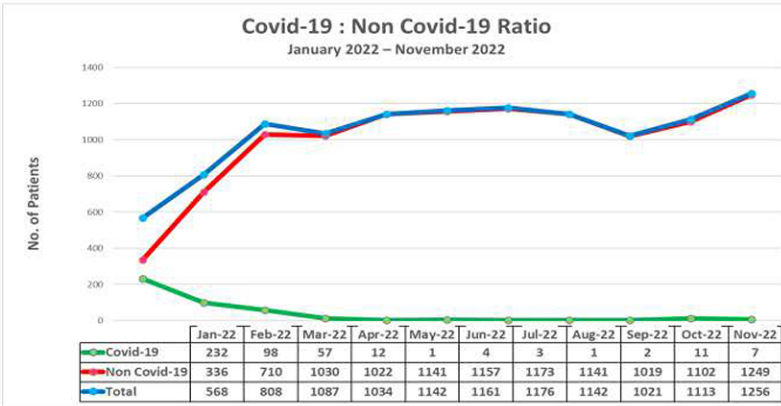
TOTAL PHC HCWs COVID-19 RELATED ADMISSIONS
2,171 (8.3%)



WHO CLASSIFICATION OF SEVERITY FOR CONFIRMED CASES	Patient Count	Average Length of Stay	Case Fatality Rate
Asymptomatic (no O ² support)	0 (0%)	0 days	0% (0/0)
Mild (symptomatic, no O ² support)	256 (59.5%)	10.5 days	4.3% (11/256)
Moderate (non-severe pneumonia with O ² support)	99 (23.0%)	18.7 days	16.2% (16/99)
Severe (severe pneumonia with O ² support)	48 (11.2%)	18.4 days	37.5% (18/48)
Critical (ARDS/Sepsis, intubated)	27 (6.3%)	15.4 days	44.4% (12/27)
Total / Average	430	13.6 days	13.3% (57/430)

COVID-19 CASE STATISTICS
(As of November 30, 2022)

	CONFIRMED CASES	SUSPECT & PROBABLE CASES	TOTAL
Total since January 2022	1,726	0	1,726
Currently Admitted	2	0	2
Total Discharged (Recovered)	371	0	371
Home/Facility Quarantine	1,296	0	1,296
Total Expired	57	0	57



AVERAGE MONTHLY BED OCCUPANCY RATE

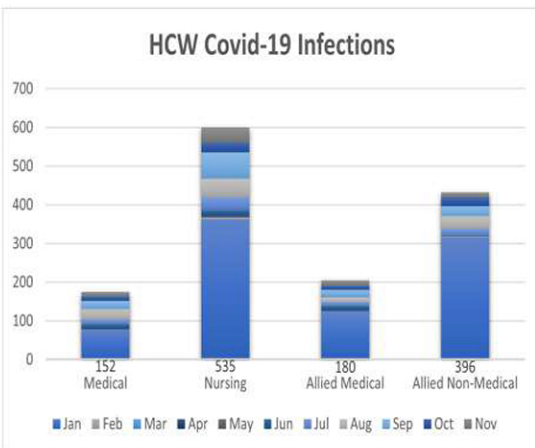
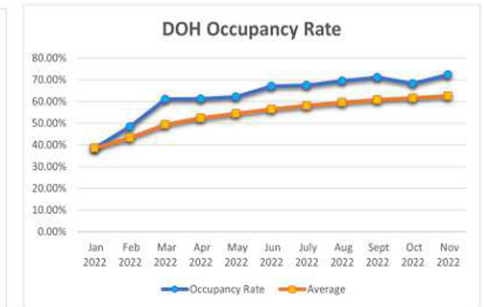
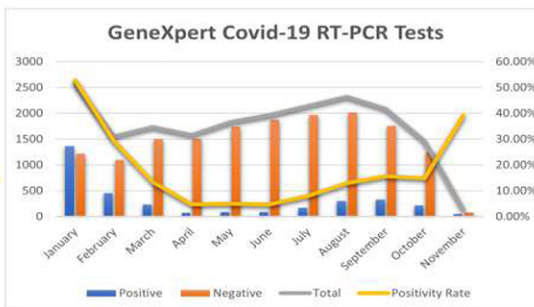
Jan 2022	Feb 2022	Mar 2022	Apr 2022	May 2022	Jun 2022	Jul 2022	Aug 2022	Sep 2022	Oct 2022	Nov 2022	Ave
38.51%	48.43%	61.02%	61.18%	62.14%	66.98%	67.43%	69.43%	71.12%	68.27%	72.31%	62.50%

NUMBER OF RT-PCR
(As of November 30, 2022)

Confirmed	2
Negative	4
Total Tested	6

CASES TESTED (GENEXPERT)
(As of November 30, 2022)

Confirmed	3,372
Negative	15,995
Total Tested	19,367



PHC HCWs COVID-19 INFECTIONS

	JAN	FEB	MAR	APR	MAY	JUN	JUL	AUG	SEP	OCT	NOV	TOTAL
Medical	76	1	0	1	1	14	11	28	21	11	12	175
Nursing	362	6	0	3	1	14	33	48	68	27	38	600
Allied Medical	124	1	0	2	0	12	9	13	19	11	13	204
Allied Non-Medical	316	2	0	0	1	1	18	33	25	23	13	432
Total Confirmed	878	10	0	5	3	41	71	122	133	72	76	1,411

SUMMARY OF PHC HCWs CONFIRMED CASES

	JAN	FEB	MAR	APR	MAY	JUN	JUL	AUG	SEP	OCT	NOV	TOTAL
Admitted	105	3	0	1	0	1	0	0	3	0	2	115
Home Quarantine	773	7	0	4	3	39	69	115	122	70	72	1,274
Facility Quarantine	0	0	0	0	0	1	2	7	8	2	2	22
Total Confirmed	878	10	0	5	3	41	71	122	133	72	76	1,411